



## **FIREPRO®**

# **SP FIRESTOP OSCB**

Open-state cavity barrier for use exclusively with both RAINSCREEN DUO SLAB and NyRock® Rainscreen 032

Exclusively designed and tested for use only in conjunction with ROCKWOOL RAINSCREEN DUO SLAB and NyRock Rainscreen 032, SP Firestop OSCB forms an open-state cavity barrier within the building facade, which allows for ventilation and drainage of the cavity under service conditions.

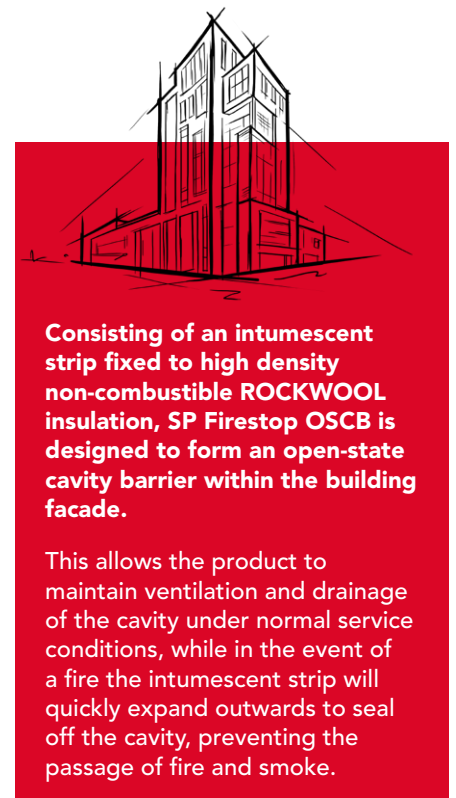
The product comprises of a continuous intumescent strip fixed to the leading edge of a foil faced stone wool barrier, encapsulated by a weather-resistant polythene sleeve.

Tested to ASFP TGD 19, the combination of non-combustible insulation with effective intumescent, supports the construction of safe façade systems.

Installed horizontally and designed to ensure an appropriate open air space is maintained, the SP Firestop OSCB is suitable for cavity widths up to 600mm (see under 'Performance' for full details).

- Tested to "ASFP Technical Guidance Document 19: Fire resistance Test for 'open-state' cavity barriers used in the external envelope or fabric of buildings"
- Up to 120 minutes\* fire integrity and insulation
- Satisfies NHBC and CWCT guidance for ventilation gaps at cavity barrier locations
- Weather resistant
- Provides 25mm or 44mm airspace
- Easy site storage and handling
- Combined with either ROCKWOOL RAINSCREEN DUO SLAB or NyRock Rainscreen 032 it simplifies the design of high rise buildings above 18m

\*Subject to the application



# SP FIRESTOP OSCB



## APPLICATIONS

SP Firestop OSCB is suitable for use within ventilated façade systems.

## PERFORMANCE

SP FireStop OSCB has been tested in accordance with ASFP TGD 19 and achieved the performances detailed in the table below. It is important to note that the fire resistance performance of the fire-stop is only as good as the performance of the supporting substrates in to which it is installed. Where fire-stopping is installed up to a non-fire resisting external wall then the performance of the fire-stop will be limited to the performance of the wall itself.

SP Firestop OSCB	Polythene wrap	Maximum dimensions (mm)		Fire performance (minutes)	
		Overall void	Open cavity	Integrity	Insulation
25	White; red text	600	25	120	120
44	Red; white text	425	44	120	120

- SP Firestop OSCB 25 achieves up to 120 minutes, with a maximum open cavity of 25mm and maximum overall void of 600mm.
- SP Firestop OSCB 44 achieves up to 120 minutes, with a maximum open cavity of 44mm and maximum overall void of 425mm.

## PRODUCT INFORMATION

### Dimensions

Length: 1000mm

Thickness: 90mm

## STANDARDS AND APPROVALS

### Certificate

SP Firestop is tested to ASFP TGD 19.

# SP FIRESTOP OSCB

Total cavity size (mm)	Rainscreen Duo Slab (mm)	SP Firestop OSCB 25		SP Firestop OSCB 44	
		Product width (mm)	Open cavity (mm)	Product width (mm)	Open cavity (mm)
100	50	75	25	56	44
110	60	85	25	66	44
120	70	95	25	76	44
125	75	100	25	81	44
130	80	105	25	86	44
140	90	115	25	96	44
150	100	125	25	106	44
160	110	135	25	116	44
170	120	145	25	126	44
175	125	150	25	131	44
180	130	155	25	136	44
190	140	165	25	146	44
200	150	175	25	156	44
210	160	185	25	166	44
220	170	195	25	176	44
230	180	205	25	186	44
240	190	215	25	196	44
250	200	225	25	206	44
260	210	235	25	216	44
270	220	245	25	226	44
275	225	250	25	231	44
280	230	255	25	236	44
290	240*	265	25	246	44
300	250*	275	25	256	44
310	260*	285	25	266	44
320	270*	295	25	276	44
330	280*	305	25	286	44
340	290*	315	25	296	44
350	300*	325	25	306	44
360	310*	335	25	316	44
370	320*	345	25	326	44
380	330*	355	25	336	44
390	340*	365	25	346	44
400	350*	375	25	356	44
410	360*	385	25	366	44
420	370*	395	25	376	44
425	375*	400	25	381	44

# SP FIRESTOP OSCB

## INSTALLATION

SP Firestop OSCB is only tested and certified for horizontal applications in conjunction with RAINSCREEN DUO SLAB or NyRock Rainscreen 032.

For more detailed installation guidance, please download the SP Firestop OSCB Contractors' Guide from the ROCKWOOL website.

Note that the polythene wrap covering each section of barrier is not to be removed, and if cut must be reinstated.

SP Firestop OSCB is supplied ready to install with two galvanised steel fixing brackets and four pigtail screws per meter length.

The brackets should be mechanically and securely fixed to the wall at a maximum of 500mm centres using non-combustible fixings.

The product is impaled mid-barrier depth onto the fixing brackets, which should penetrate the barrier by at least half of the product width. The barrier must be pushed back sufficiently to ensure full contact with the supporting wall.

For SP Firestop OSCB 25 only, the front facing intumescent strip is secured to the barrier using the supplied pigtail screws, three per metre length at a maximum of 333mm centres. These screws should protrude from the front face of the barrier by a maximum of 25mm.

SP Firestop OSCB 44 should oversail the front face of the insulation, protruding into the cavity by at least 6mm.

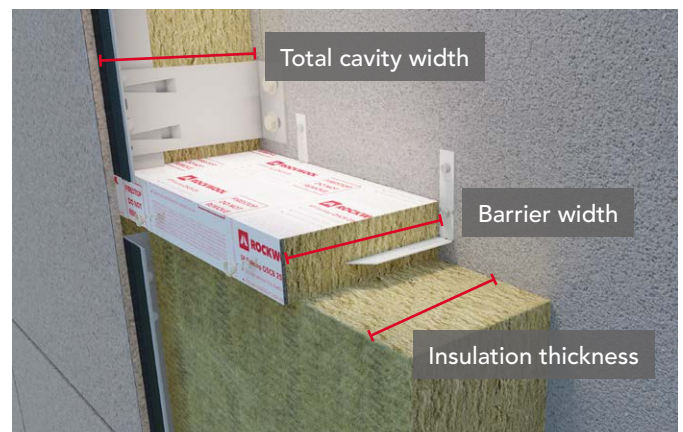

Adjacent lengths of barrier should be tightly butt jointed together.

At a corner detail where two runs of OSCB meet (for clarity; referred to as A and B): A should be continued out past the corner to tightly butt against the outer cladding, and B should tightly butt against A.

Where OSCB meets a vertical firestop, OSCB should be stopped and tightly butted against it.

For cut lengths, a minimum of two fixing brackets should be used.

Imperfections of up to 10mm can be filled with ROCKWOOL Acoustic Intumescent Sealant.



# SP FIRESTOP OSCB

## Ancillary products

### SP Firestop OSCB Fixing Brackets

Required for installation, these galvanised steel brackets are supplied with SP Firestop OSCB at a rate of two per metre length. Brackets are packaged in a separate cardboard box located at the bottom of a pallet - the location will be marked with a label.

SP Fixing Brackets are designed to be easily re-profiled by hand on site, and should be cut as necessary to ensure they penetrate the barrier by at least 50% of its width.

Stainless steel brackets are available as an option.

### Pigtail Screws

These are required for SP Firestop OSCB 25, and are used to secure the front-facing intumescent strip. They are supplied at a rate of 3 per metre length and will be packaged with the SP Firestop fixing brackets.

Care should be taken to ensure that the pigtail screws protrude from the front face of the firestop by a maximum of 25mm.

### SP Firestop OSCB Fixing Brackets



### Pigtail Screws



# SP FIRESTOP OSCB

## DISCLAIMERS

ROCKWOOL Limited, its affiliates, its agents and employees and all persons acting on its or their behalf (collectively "ROCKWOOL"), disclaim any and all liability for any errors, inaccuracies or incompleteness contained in any datasheet or in any other disclosure relating to any product. Usage of the information remains under the sole responsibility of the purchaser and/or user.

ROCKWOOL makes no warranty, representation or guarantee regarding the information contained in the data sheet, the suitability of the products for any particular purposes or the continuing production of any product. To the maximum extent permitted by applicable law, ROCKWOOL disclaims (i) any and all liability arising out of the application, use of any product, misuse or inability to use the product (ii) any and all liability, including without limitation special, consequential or incidental damages, and (iii) any and all implied warranties, including warranties of fitness for particular purpose, non-infringement and merchantability.

Information contained in this data sheet is up-to-date as at the date of issue. As ROCKWOOL Limited cannot control or anticipate the conditions under which this product may be used, each user should review the information in specific context of the planned use. To the maximum extent permitted by law, ROCKWOOL Limited will not be responsible for damages of any nature resulting from the use or reliance upon the information contained in this data sheet. No express or implied warranties are given other than those implied by law.

## SUPPORTING INFORMATION

For further information relating to any aspect of the FIREPRO range, please refer to the applicable ROCKWOOL standard details at [www.rockwool.com/uk](http://www.rockwool.com/uk) or contact the ROCKWOOL technical solution team on 01656 868490 or [technical.solutions@rockwool.com](mailto:technical.solutions@rockwool.com).

## SUSTAINABILITY

As an environmentally conscious company, ROCKWOOL promotes the sustainable production and use of insulation and is committed to a continuous process of environmental improvement.

All ROCKWOOL products provide outstanding thermal protection as well as four added benefits:



## HEALTH & SAFETY

The safety of ROCKWOOL stone wool is confirmed by current UK and Republic of Ireland health & safety regulations and EU directive 97/69/EC:ROCKWOOL fibres are not classified as a possible human carcinogen.

A Material Safety Data Sheet is available and can be downloaded from [www.rockwool.com/uk](http://www.rockwool.com/uk) to assist in the preparation of risk assessments, as required by the Control of Substances Hazardous to Health Regulations (COSHH).

## ENVIRONMENT

Made from a renewable and plentiful naturally occurring resource, ROCKWOOL insulation saves fuel costs and energy in use and relies on trapped air for its thermal properties.

ROCKWOOL insulation does not contain (and has never contained) gases that have ozone depletion potential (ODP) or global warming potential (GWP).

ROCKWOOL is approximately 97% recyclable. For waste ROCKWOOL material that may be generated during installation or at end of life, we are happy to discuss the individual requirements of contractors and users considering returning these materials to our factory for recycling.